PRODUCT NEWS

OMRON

Product Discontinuation Notices

Programmable Terminals

Discontinuation Notice of NS Series Programmable Terminals.

Product Discontinuation		Recommended Replacement
Programmable Terminals		Programmable Terminals
Model NS[]-[][][][](B)-V2		**Model NA5-[]W[]01[]-V1**
Model NSH5-SQ[]10B-V2		**No recommended replacement**
Removal Box		
Model NSH5-AL001	→	**No recommended replacement**
Interface Units		
Model NS-CLK21		**No recommended replacement**
Model NS-CA002		**No recommended replacement**
Model NS-CA001		**No recommended replacement**
Model NS-AL002		**No recommended replacement**

[Final order entry date]

[Date of The Last Shipping]

[Scheduled date of maintenance close]

[Caution on recommended replacement]

Class-D grounding work (100 ohms or below) with the protective grounding terminal is mandatory.
Never ground the 24 V side because the internal power supply is not isolated.

[Difference from discontinued product]

Recommended replacement Model	Body Color	Dimen-sions	Wire connection	Mounting Dimensions	Charac-teristics	Operation ratings	Operation methods
NA5-[]W[]01[]-V1	--	--	--	--	--	--	--

** : Compatible
* : The change is a little/Almost compatible
-- : Not compatible
- : No corresponding specification

[Product Discontinuation and recommended replacement]

Product discontinuation	Recommended replacement
NS5-TQ10-ECV2	NA5-7W001S-V1
NS5-TQ10B-ECV2	NA5-7W001B-V1
NS5-SQ10-ECV2	NA5-7W001S-V1
NS5-SQ10B-ECV2	NA5-7W001B-V1
NS5-TQ11-V2	NA5-7W001S-V1
NS5-TQ11B-V2	NA5-7W001B-V1
NS5-TQ10-V2	NA5-7W001S-V1
NS5-TQ10B-V2	NA5-7W001B-V1
NS5-SQ11-V2	NA5-7W001S-V1
NS5-SQ11B-V2	NA5-7W001B-V1
NS5-SQ10-V2	NA5-7W001S-V1
NS5-SQ10B-V2	NA5-7W001B-V1
NS8-TV00-ECV3	NA5-9W001S-V1
NS8-TV00-ECV2	NA5-9W001S-V1
NS8-TV00B-ECV3	NA5-9W001B-V1
NS8-TV00B-ECV2	NA5-9W001B-V1
NS8-TV01-V2	NA5-9W001S-V1
NS8-TV01B-V2	NA5-9W001B-V1
NS8-TV00-V2	NA5-9W001S-V1
NS8-TV00B-V2	NA5-9W001B-V1
NS10-TV00-ECV3	NA5-12W101S-V1
NS10-TV00-ECV2	NA5-12W101S-V1
NS10-TV00B-ECV3	NA5-12W101B-V1
NS10-TV00B-ECV2	NA5-12W101B-V1
NS10-TV01-V2	NA5-12W101S-V1
NS10-TV01B-V2	NA5-12W101B-V1
NS10-TV00-V2	NA5-12W101S-V1
NS10-TV00B-V2	NA5-12W101B-V1
NS12-TS00-ECV3	NA5-12W101S-V1
NS12-TS00-ECV2	NA5-12W101S-V1
NS12-TS00B-ECV3	NA5-12W101B-V1
NS12-TS00B-ECV2	NA5-12W101B-V1
NS12-TS01-V2	NA5-12W101S-V1
NS12-TS01B-V2	NA5-12W101B-V1
NS12-TS00-V2	NA5-12W101S-V1
NS12-TS00B-V2	NA5-12W101B-V1
NS15-TX01S-V2	NA5-15W101S-V1
NS15-TX01B-V2	NA5-15W101B-V1
NSH5-SQR10B-V2	No recommended replacement
NSH5-SQG10B-V2	No recommended replacement
NSH5-AL001	No recommended replacement
NS-CLK21	No recommended replacement
NS-CA002	No recommended replacement
NS-CA001	No recommended replacement
NS-AL002	No recommended replacement

[Body color]

Product discontinuation Model NS[]-[][][](B)-V2/ECV2/ECV3 Model NS15-TX01S/B-V2	Recommendable replacement Model NA5-[]W[][][][]-V1
NS[]-[][][]-V2/ECV2/ECV3: Ivory NS15-TX01S-V2: Silver NS[]-[][][]B-V2/ECV2/ECV3, NS15-TX01B-V2: Black	NA5-[]W[][][]S-V1: Silver NA5-[]W[][][]B-V1: Black

[Wire connection]

Product discontinuation Model NS5-[][][](B)-V2/ECV2	Recommendable replacement Model NA5-7W001S/B-V1
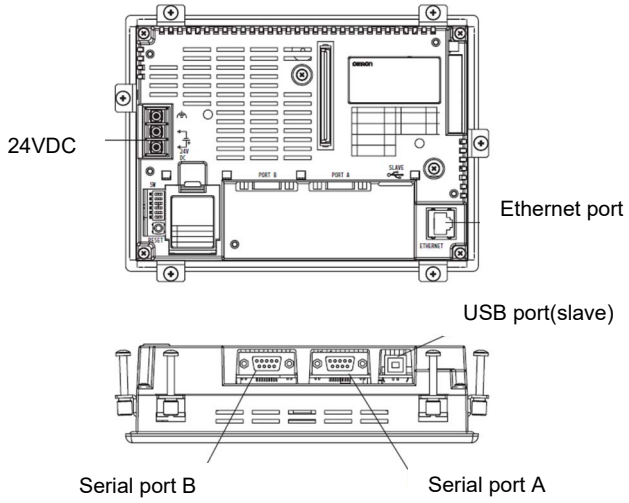	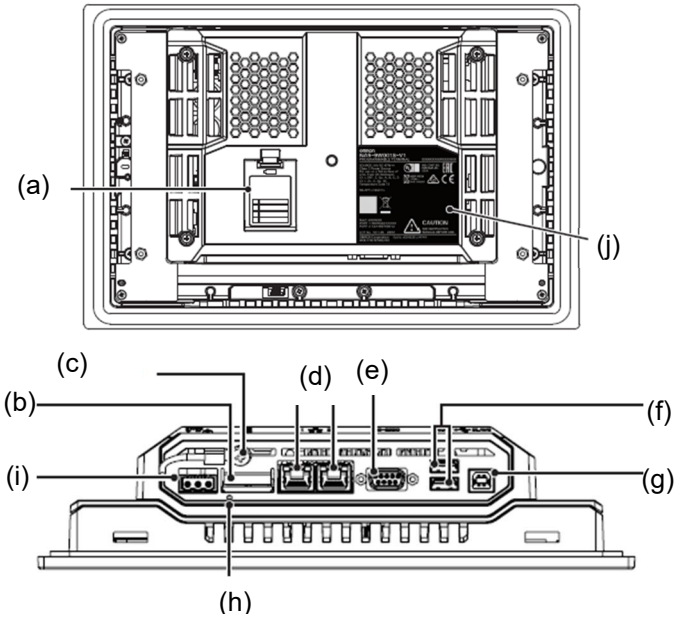 (a) Battery cover (b) SD card slot (c) Protective grounding terminal (d) Ethernet port (e) Serial port (for future expansion) (f) USB port (host) (g) USB port (slave) (h) Reset switch (i) 24 VDC (j) Identification label

[Wire connection]

Product discontinuation Model NS8/10/12-[][][](B)-V2/ECV2/ECV3	Recommendable replacement Model NA5-9W001S/B-V1 Model NA5-12W101S/B-V1
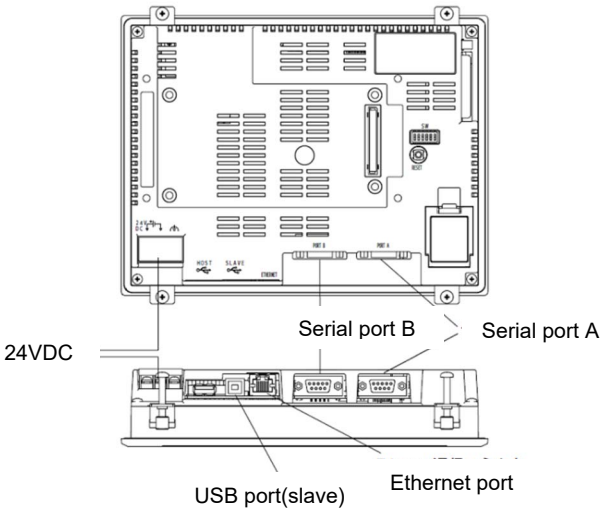	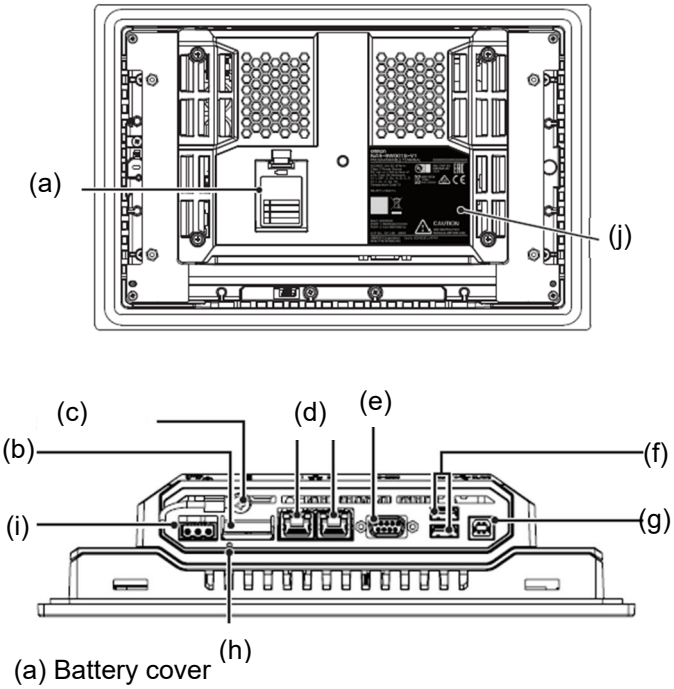 (a) Battery cover (b) SD card slot (c) Protective grounding terminal (d) Ethernet port (e) Serial port (for future expansion) (f) USB port (host) (g) USB port (slave) (h) Reset switch (i) 24 VDC (j) Identification label

[Wire connection]

Product discontinuation Model NS15-TX01S/B-V2	Recommendable replacement Model NA5-15W101S/B-V1
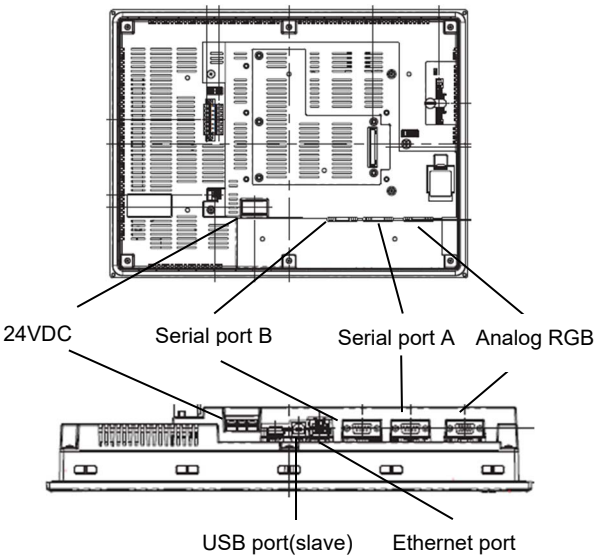	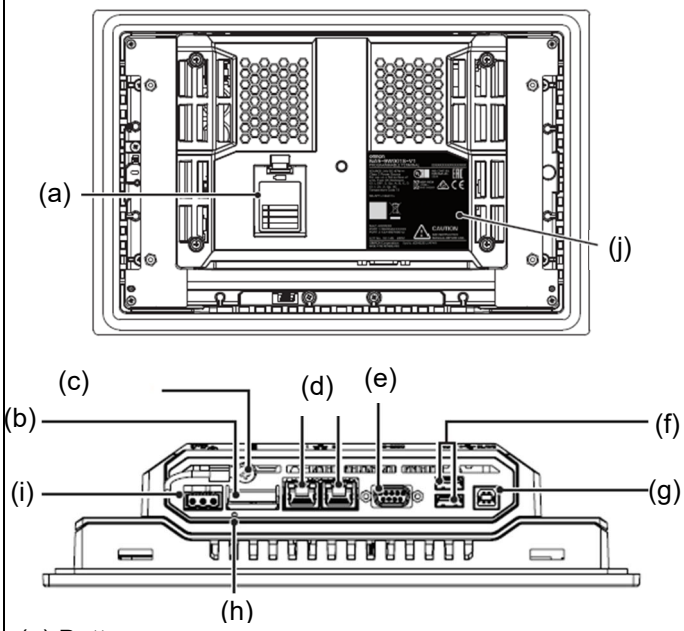 (a) Battery cover (b) SD card slot (c) Protective grounding terminal (d) Ethernet port (e) Serial port (for future expansion) (f) USB port (host) (g) USB port (slave) (h) Reset switch (i) 24 VDC (j) Identification label

[Mounting dimensions]

Product discontinuation
Model NS5/8/10/12-[][][](B)-V2/ECV2/ECV3
Model NS15-TX01S/B-V2

Panel Cutout

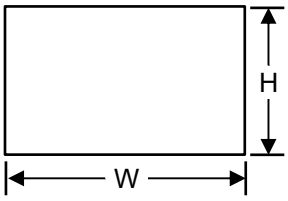

Model	W (mm)	H (mm)
NS5	184.0 (+0.5/-0)	131.0 (+0.5/-0)
NS8	220.5 (+0.5/-0)	165.5 (+0.5/-0)
NS10 NS12	302.0 (+1/-0)	228.0 (+1/-0)
NS15	383.5(+1/-0)	282.5(+1/-0)

Panel thickness 1.6-4.8 mm

Recommendable replacement
Model NA5-[]W[][][][]-V1

Panel Cutout

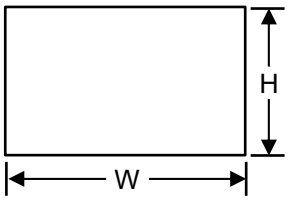

Model	W (mm)	H (mm)
NA5-7W	197.0 (+1/-0)	141.0 (+1/-0)
NS5-9W	261.0 (+1/-0)	166.0 (+1/-0)
NA5-12W	310.0 (+1/-0)	221.0 (+1/-0)
NA5-15W	392.0(+1/-0)	268.0(+1/-0)

Panel thickness 1.6-6.0 mm

[Dimensions]

Product discontinuation Model NS5-[][][](B)-V2/ECV2	Recommendable replacement Model NA5-[]W[][][][]-V1
NS5-[][][](B)-V2 195(W)×142(H)×54(D) (mm)	NA5-7W[][][][]-V1 236(W)×165(H)×69(D) (mm)
NS8-[][][](B)-V2 232(W)×177(H)×49(D) (mm)	NA5-9W[][][][]-V1 290(W)×190(H)×69(D) (mm)
NS10/12-[][][](B)-V2 315(W)×241(H)×48.5(D) (mm)	NA5-12W[][][][]-V1 340(W)×244(H)×69(D) (mm)
NS15-TX01S/B-V2 405(W)×304(H)×75.8(D) (mm)	NA5-15W[][][][]-V1 420(W)×291(H)×69(D) (mm)

[Characteristics]

Item	Product discontinuation Model NS5/8/10/12-[][][](B)-V2/ECV2/ECV3 Model NS15-TX01S/B-V2	Recommendable replacement Model NA5-[]W[][][][]-V1
Power consumption	NS5 : ≤15 W NS8/10/12 : ≤25 W NS15 : ≤45 W	NA5-7W : ≤19 W NA5-9W : ≤23 W NA5-12W : ≤25 W NA5-15W : ≤29 W
Display	Color TFT LCD	Color TFT LCD
Resolution	NS5 : 320 × 240 NS8/10 : 640 × 480 NS12 : 800 × 600 NS15 : 1024 × 768	NA5-7/9W : 800 × 480 NA5-12/15W : 1280 × 800
Display colors	256	16,770,000
Support tool	CX-Designer	Sysmac Studio
External I/F	PORT A/B (Serial), Ethernet port, USB host port, USB slave port, Memory card I/F, Expansion I/F, Analog RGB for NS15	Ethernet ports (2 ports)、USB host ports (2 ports)、USB slave port, Serial port for future, SD memory card slot
External storage device	ATA-Compact Flash	SD memory card, USB memory
Backlight life	NS5-MQ-V2 : 50,000 h or longer NS5-SQ/TQ-V2 : 75,000 h or longer NS5-SQ-V1 : 50,000 h or longer NS8-TV-V2 : 50,000 h or longer NS8-TV-V1 : 40,000 h or longer NS15/12/10 : 50,000 h or longer	50,000 hours or longer
Ambient temperature	0 to 50°C	0 to 50°C
Communication protocol	Host Link, NT Link (1:1, 1:N), Memory Link, Ethernet, CIP Ethernet, Controller Link	Ethernet、CIP Ethernet、FINS Ethernet

Specifications and prices in this product news are as of the issue date and are subject to change without notice.
Only main changes in specifications are described in this document. Please be sure to read the relevant catalogs, datasheets, product specifications, instructions, and manuals for precautions and necessary information when using products.